

BREAK THE CYCLE

13

WAYS TO KEEP YOUR HOME FLEA-FREE

OUTSIDE

1



Securely close up all crawl spaces.
Keep dead leaves and overgrown brush away from the house foundation.

2



Regularly vacuum the inside of your vehicle if your pet travels with you often.

3



Fleas prefer humid, shady, and moist areas and do not thrive in hot, sunny lawns.

4



Cut the grass, remove weeds and eliminate leaf debris from the lawn area and from around the base of trees.

5



Avoid elevating storage buildings.

6



Fence off property to keep strays and wildlife out of yard and away from house.

7



Regularly clean soft cushioned lawn furniture that is left outside, as it can provide the warm and moist environment where fleas thrive.

8



Regularly inspect dog houses and bedding for flea infestations.
Vacuuming, cleaning and disinfecting will need to be completed regularly.


9



Discourage stray animals and wildlife that can bring fleas to your property.
Remove uneaten pet food and food bowls.
Seal trash in closed-lid containers and out of reach of wildlife or stray animals.

INSIDE

10



Curtains absorb warmth from the sun or heaters and accumulate dust/pet dander.
Vacuum curtains or, if possible, wash in hot water and hang to dry in the sun.

11




When animals sleep in our beds, fleas of all stages can be found in bedding.
Wash bedding frequently in hot water and hang to dry in the sun.

12



When animals sit, walk, and sleep on furniture fleas of all stages can be found in the fabric and cushions.
Vacuum surfaces, making sure to reach down between the cushions and sweep the crevices of the furniture.

13



Dust and pet dander can accumulate in carpet threads.
A vacuum will pick up eggs and adult fleas, but flea larvae will cling to carpet.
Fleas also can be found in the cracks between the boards of hardwood flooring.


FUN FACT

The domestic cat flea is the most common species in North America



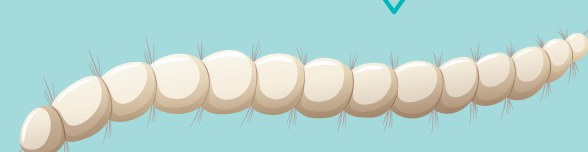
4 | Adult Fleas

- Feed on blood
- Cannot survive or lay eggs without first consuming a blood meal
- A female flea can lay up to 50 eggs/day
- Average adult flea lays over 2000 eggs in its lifetime



1 | Flea Eggs

- Incubate best in areas with high humidity and warm temperatures



2 | Flea Larvae

- Feed on organic debris found in the host animal's environment



3 | Flea Pupae

BREAK THE CYCLE

- An effective flea-control strategy works to break the flea life cycle by eliminating not only the adult fleas, but by killing the flea eggs and larvae.
- The home should be treated to kill fleas in all stages.
- It is important to consult with your vet to determine which flea products are best for your pets.
- Some flea products are toxic to cats and improper dosing of any products on dogs and cats can cause health issues.

www.frontline.com/gold | www.nexgard.com

covetrus 

855.724.3461 | covetrus.com